

DENRAY

DOWN DRAFT DUST TABLES

Made With "Pride" In the USA!



Denray Machine

America's Leading Manufacturer with the largest selection of Down Draft Tables to fit most every need

Jet Pulse Filter Clean

MODEL 9600B



Model 9600B - Cartridge Filter

Size - 48" X 96" Height - 36"
Weight - 1200 lbs **4800 CFM After Filters**
Motor - 5HP - 3PH OR 1PH
Voltage - 220 - 1PH, 230 - 3PH, 460 - 3PH
and 575 - 3PH
Sound Level 82 Decibels

This model contains 4 cartridge filters that clean to .5 micron. It features push button cleaning (see the General Information page), which requires a button to be pushed 3-5 times a day, thereby releasing a large amount of compressed air into filters. The air pulses off the dust, which drops into drawers below the filters. The drawers should be cleaned a few times a month, or as needed. These tables are designed to set end to end, allowing the filters and drawers to be serviced from the front of the machine. The top, as with all other models, has a sprayed on rubber type finish.

7200B Push Button Clean

Size - 48" x 72" Height - 36"
Weight - 945 lbs. **3900 CFM After
Filters**
Motor - 5 - HP 3PH or 1PH
Voltage - 220 - 1PH, 230 - 3PH or
460 - 3PH
Also 575 3PH
Sound Level 78 Decibels

This model contains 2 cartridge filters that clean to .5 micron. It features push button cleaning (see the General Information page), but the table may also be equipped with a timer so that the operator need not push the cleaning button.

MODEL 7200B



thayermachinery.com
1-800-323-7430

Denray is always striving to improve our current machinery and develop new products. We receive input from our large dealer network and their customers and we take your suggestions and ideas seriously. Our history in serving some of the largest corporations in the industry has provided us with the knowledge to help your company develop a particular product to clean your contaminated work area. With over ten years in the dust control business Denray has become an industry leader with worldwide sales. Our goal is to use our versatility and creativity to help our customers improve their work environment for the health and comfort of their employees. Denray's large variety of down draft tables in the fields of wood - metal and plastics and our willingness to work with customers for their special needs will no doubt reduce workers' illnesses and perhaps reduce liability claims.

4896LP

Low Profile

This model is designed to sand larger size products without the strain normally associated with very tall products. With the top in down position the height of the machine is 26" with a 12" adjustment, allowing the height to reach 38" in 30 seconds. At the push of a button the top raises by hydraulic, with a nylon coated fabric accordion skirt sealing the opening between the machine and the top. The height may be stopped at any location between the top and bottom. This machine has the standard feature of push button cleaning, with filters that clean to .5 micron.

This model may also be built at a standard height of 25" with no height movement.

Size 48" x 96"; Height 26" - 38"; weight 1000 lbs.; Motor 5-HP - 3PH; Voltage 230-460-575; sound level 82 decibels; 4800 CFM after the filters



Top in down position to sand larger items



Top in up position to sand flat goods



Standard features: Maghelic gauge; on-off switch; 115 - volt; 1 1/2 HP 3000 CFM

Model 3000 OH

OVERHEAD FILTRATION

Size - 26" X 74" Height - 26" Weight - 220 lbs
Voltage - 220 - 1PH, 230 - 3PH, 460 - 3PH, and 575 - 3PH
Sound Level 72 Decibels

Clean the dust before it goes where you don't want it.

IN YOUR LUNGS

Tired of the cheap overheads with the throw away filters? Finally, a *cartridge* overhead unit with a filter that can be cleaned over and over.

If capturing the dust at the source is not possible, these overhead units are your answer. Place close to a machine that produces large amounts of air borne dust and capture the dust before it travels to unwanted areas. By strategically placing these units, you may be able to *eliminate dust* from the workplace.

The filters clean to .5 micron, excellent for smoke and dust particles too small for most overhead units. This unit is great for solid surface products.

The inlet shroud of the unit can be rotated a full 360 degrees, a unique feature allowing the user to select where the dust enters the filter area. The user can direct all of the suction where it is needed most: on the top, the sides or the bottom.

Accessories include: Carbon filters for smoke; Hepa filters for **TOXIC** particles; cable lift system (includes pulleys, cables and winch); Mobile unit carrier

3696 SS

Solid Surface

This table has a very unique feature: all of the inlet air enters the table through a long slot on each side. One side may be closed, which doubles the suction on the open side, a great feature when routing or with the removal of large amounts of dust.

A highlight of this unit is the chip deflector (shown in close up pictures), which is mounted on hinges and held in the upright position by two magnets. As a piece is being routed, the router chips hit the deflector then are sucked down into the machine. The deflector can quickly be swung up into position or down out of the way.


Because this machine's air enters into each side, it is great for sanding any large product: house doors, table tops, counter tops, etc. It also works very well in any small parts application. The drop down edge allows edges of products to be easily sanded. The top of this table is set deep enough that counter sink bowls can be positioned inside the machine, allowing unlimited access to the counter top's edges.

This model features push button cleaning (see the General Information page).

Size: 36" x 96", 36" tall, actual top 27" wide; CFM 4800 after filters; Sound decibels 78; comes with casters; three piece removable top sprayed with a non marring rubber; Options: exhaust chimney

The standard features of this table may be read on the 4896 LP page: from the top down this is the same as the 4896LP.

3696SS shown with optional chimney



Chip deflector in up position for use with router

3696 SS

Chip Deflector

(close up pictures)



Chip deflector in down position for sanding edges

Model 2872B - Cartridge Filter

Size - 28" x 72" Height - 36"

Weight - 490 lbs. **3000 CFM After Filters**

Motor - 1 1/2 HP 1PH or 2HP 3PH

Voltage 115 - 220 1PH or 230 - 460 3PH

Sound Level 72 Decibels

This table has the push button filter cleaning feature (see the General Information page). The 2872B has one large filter on one end with motor and controls on the other end. Cleans to .5 micron, used for solid surface, plastics, woods and finishing materials.

MODEL 2872B





Model 3444B

Size - 34" x 44" Downdraft surface 34" x 44"
 Weight - 325 lbs. Work Surface 34" x 44"
CFM 1800 **Receptacle only with 115 volt**
 Motor - 1 HP 1PH or 3PH
 Voltage 115 or 220 1PH or 230 - 460 3PH
Sound Level 68 Decibels

FEATURES

Two incoming dust blast gates 1 - 4" and 1 - 5", Seven inch quick action vise, roll around casters in back only, lift handles in front for easy mobility, 115-volt receptacle, 8 ft. cord, 180 square feet of filter media that cleans to .5 of a micron. Compare this to the competition!

ALSO AVAILABLE: Top with holes on side rails like 9600B. If this top is chosen, table will not have vise or dust ports.

IN RESPONSE TO CUSTOMER REQUEST

Due to popular demand Denray has manufactured a small push button clean table. We took our very popular selling 2634B table and placed in it the same fan and motor the 2800 uses, but this table has the cartridge filter that is cleaned by the push button system (refer to General Information page). This model comes with two tops, a solid top for a work surface and the use of the two intake dust vents, and a slotted top for sanding and routing.

Model 2634B

Size - 34" x 44" Downdraft surface 26" x 34"
 Weight - 250 lbs. Work Surface 34" x 44"
CFM 1500 **Receptacle only with 115 volt**
 Motor - 3/4 HP 1PH or 3PH
 Voltage 115 or 220 1PH or 230 - 460 3PH
Sound Level 65 Decibels



Inside view of both tables with drawer partially out



FEATURES

26" x 34" sanding surface, 34" x 44" working surface, casters in back only, handles in front, 7" woodworkers vise, 1 - 4" blast gate, 1 - 5" blast gate

This is a great table for the small shop and the home hobbyist. This table will roll through a 36" or larger door on the rear mounted casters. This table has the same filter as the above table except it is not push button clean. To clean, remove the filter strap that holds the filter tight against the seal, now the filter is supported on each end by filter saddles. Raising the filter an inch or so and tapping downward as you rotate the filter will knock out the dirt, allowing it to fall into the drawer below.

GENERAL INFORMATION

MOTORS

Motors are totally enclosed fan cooled (TEFC). You may request explosive proof motors (3 phase only) for hazardous locations. With explosive proof motors your mag. starter will be included but not on the machine. No receptacles will be installed. On the cartridge machines the mag. starter and filter cleaning switches will be made up on a wall mount but the buyer must supply wire from the switches to the machine. If you want the switches and receptacles you must fax us a written order stating you are aware of dangers of non hazardous duty electrical in a hazardous location.

RECEPTACLES

Receptacles are only installed on 2634B, 3444B (115-volt only), 3660, 3672, 3696, 4800, 7200 and 9600. If receptacles are an important part of sanding your area and they are not standard equipment you may request them. You must bring the 115-volt power to your machine for every table except 2834B and 3444B .

CASTERS

Casters are only standard on 2800, 2872, 2896, 2634B and 344B. They may be installed on most other machines but must be ordered that way from the factory. These machines are not made to have casters put on them after they leave the factory.

TOPS

All standard table tops are made from 3/4" MDF slotted with CNC router and sprayed with very durable urethane rubber that is non-skid and protects the product you are sanding.

DIFFERENT HEIGHTS AND WEIGHTS

Most tables can be built to a different height, call for information. The weights in this brochure are actual machine weights. Add approximately 20% for shipping weight.

HYDRAULIC MOTORS

Most tables can be built to be run by hydraulic motor or line shafts. Air motors are not successful.

EXHAUST CHIMNEY

All of the cartridge tables can be built to have the exhaust air routed upwards toward the ceiling and away from the floor. See table 3696SS for picture.

LARGE PRODUCTS

When sanding large items it is very important that you allow the table to do the job it was designed to do, and that is to pull in or down large volumes of air. Products that cover a great portion of the top prevent the air from going into the table. When working with large products place strips of 3/4" - 1 1/2" between the top and your product to allow the air to go into the machine. Be sure to buy the appropriate size table for the job.

SELF CONTAINED UNITS

Most shops cannot sacrifice the volume of air needed to successfully pull down the amount of dust that a self contained unit is designed for. When a 4' x 4' table needs a 9" trunk line and some shops have 3 to 6 sanding areas, imagine how much of the central system that would require. We have sold some plants 40-50 units, and when the price is figured dollar per CFM, it is much cheaper for self contained units rather than central system units. Another advantage is that the conditioned shop air stays in the shop.

CENTRAL SYSTEM UNITS

We also build units that may be piped into central systems. These are built by order only, call Denray for pricing.

PUSH BUTTON CLEAN

These machines are the easiest to clean with the least amount of time involved. The table has an air tank built inside to be filled with the shops compressed air. At the push of the button the complete contents of the tank are instantly dumped into the inside of the filters. With that large amount of air the dust is pushed off of the filter to settle in the drawer below. Clean out the drawer as needed. Cartridge filters clean to .5 micron particle size.

TIMERS

All push button tables can have timers installed to pulse clean the tables automatically. This prevents long periods of time elapsing between cleanings. (CAUTION: Not knowing the exact time the machine will pulse can startle the operator.)

MANUAL CLEAN TABLES

Manual clean tables need to be cleaned by hand. They can be cleaned by vacuum or compressed air. On the back page we have a drawing of an easy to build filter cleaner, ask your dealer to show you the demo on the video tape for the easy way to clean the filters. With the exception of the 2634B table, the manual clean filters only clean to 3 micron particle in size.

Model

2800

2860

2872

2896

These tables are popular with small to medium size shops and large shops that use these to allow each sander his or her own station when sanding small items. They come with 4 swivel casters, 2 that lock, so when mobility is important, these tables are a great choice. 115-volt and casters are standard features but this model can be built with any voltage and without casters. If ordered with three phase, table will come with magnetic starter. The height can be requested from 29" without casters to any reasonable height. Anything that is not a standard feature must be ordered and faxed to Denray Machine.

Size - 28" x 48" Height - 34 1/2"

Weight - 310 lbs. **CFM 1850**

Motor - 1HP 115 Volt

Sound Level 72 Decibels



MODEL 2800



MODEL 2872

Model 2872

This is our most popular unit with manually cleaned filters. It is a great size for furniture factories that sand a lot of small pieces or shops that build cabinets for doors and drawers.

Size - 28" x 72" Height - 34 1/2"

Weight - 490 lbs. **CFM 3400**

Motor - 1 1/2HP 115 Volt 1PH

(3PH available 230 or 460 volt)

Sound Level 74 Decibels

MODEL 2860

NOT PICTURED

This is a great unit for someone needing a unit a little longer than the 2800. It contains the same fan and motor as the 2800.

Size 28" x 60" Height 34 1/2"

Weight 350 lbs. **CFM 1850**

Motor 1HP 115 volt 1PH

(3PH available 230 or 460 volt)

with casters

Sound Level 72 Decibels

MODEL 2896

NOT PICTURED

This is a great unit for two people sanding longer pieces on the same table.

Size 28" x 96" Height 34 1/2"

Weight 550 lbs. **CFM 3400**

Motor 1 1/2 HP 115 volt 1PH

(3PH available 230 or 460 volt)

with casters

Sound Level 74 Decibels

Model

3660

3672

3696

4800

NOT PICTURED

MODEL 3660

Size 36" x 60"

MODEL 3672

Size 36" x 72"

MODEL 3696

Size 36" x 96"

All three models use the same motor and fan.

The standard units do not have casters (they may be added at factory). Standard models come equipped with mag starters and 3PH motors. Single phase is available on all three models.

Motor - 3PH 2HP - 1PH 1 1/2 HP Height 36" **CFM 3400**

Sound level 74 Decibels

MODEL 4800

This table can be made to 29" tall, which makes it popular with chair factories and small shops.

Size 48" x 48" Height 36"

Weight 550 lbs. **CFM 3400**

Motor 2HP 3PH 230 or 460 volt *Must Specify*


1PH available (casters available if ordered from factory)

4 Receptacles and mag. starter

Sound level 74 Decibels

All models are designed to pull dust from 3 - 5 ft. above the table and 2 - 5" from the sides of the tables.

7200 **Model** 9600



MODEL 7200

Model 7200

Size - 48" x 72" Height - 36"
Weight - 845 lbs. **CFM 3400**
Motor - 2HP 3PH 230 or 460 volt Must Specify
1PH available (casters available if ordered from factory)
4 receptacles and mag. starter
Sound level 74 Decibels

This has been a very popular size for medium sized products or 2-3 people sanding.

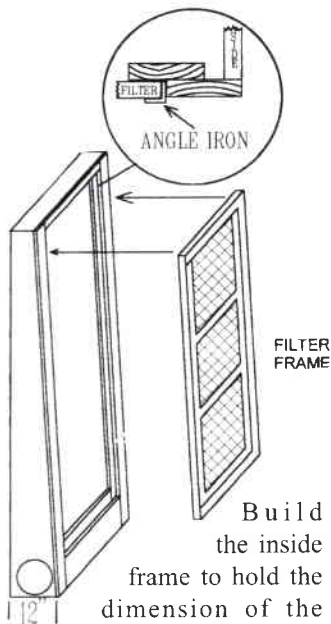
Model 9600

Size - 48" x 96" Height - 36"
Weight - 1050 lbs. **CFM 4900 Free Air**
Motor - 2HP 3PH 230 or 460 volt Must Specify
1PH available (casters available if ordered from factory)
4 receptacles and mag. starter
Sound level 76 Decibels



MODEL 9600

SUGGESTED FILTER CLEANER



Build the inside frame to hold the dimension of the largest frame and when cleaning smaller frames use a plywood filler to fill in the opening. Hook to either 4 or 6 inch duct from the dust collector and use a blow gun to blow the dust out into the box being sucked into collector.

thayermachinery.com
1-800-323-7430