












# UNIQUE MACHINE & TOOL CO.

## SHAPE AND SAND

-  RIGID FABRICATED STEEL FRAME
-  HEAVY DUTY VARIABLE SPEED CONVEYOR WITH REPLACEABLE URETHANE PADS
-  5 STAGGERED ROWS OF URETHANE HOLD-DOWN ROLLERS
-  VARIABLE SPEED REVERSIBLE SANDER STATIONS
-  AIR JETS STANDARD ON ALL SANDER STATIONS
-  STACKED SPINDLE CAPABILITIES
-  HEAVY DUTY PRECISION INFEEED FENCE
-  \*DIGITAL POSITION INDICATION
-  INFEEED SAFETY SWITCH




Figure 1.1 - Conveyor Infeed

The versatile model 325 Shape & Sand machine is capable of taking on the most demanding jobs. It's stackable spindles allow the 325 to shape and sand multiple profiles with minimal set-up time. Variable speed conveyor and sanding stations give the operator maximum control to achieve the best finish possible. Any combination of up to four shaping and sanding stations give this machine the ability to be tailored to your specific needs. Most important, a durable production duty conveyor designed to hold firm while shaping even the toughest profiles, makes the model 325 the right choice for assured quality products.

\* Digital position indication is standard on sanders, and is available for shaper stations as an option.

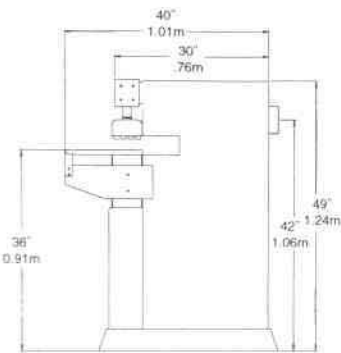
**UNIQUE**  
**MACHINE & TOOL CO.**

*Manufacturers of Woodworking Equipment  
Since 1969 ... "The UNIQUE Way".*


4232 E. Magnolia Street, Phoenix, AZ. 85034 U.S.A. Ph: (602) 470-1911 Fax: (602) 470-1916  
E-Mail: kenlininc@worldnet.att.net / WEBSITE: <http://www.unique-machine.com>

# Machine Dimensions 325 †

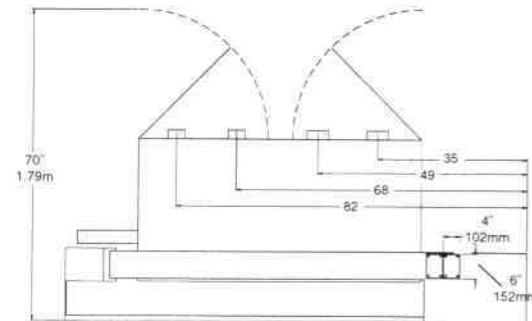
[thayermachinery.com](http://thayermachinery.com)  
1-800-323-7430



Side View



Front View



Top View

# Machine Specifications 325 †

## MECHANICAL SPECIFICATIONS

Some specifications will vary based on station configuration

General	English	Metric
Max. Machine Weight	2,800lbs	1,270kg
Requirements		
Air	90psi	6.2bar
Power (max)	60A--3PH--220VAC--60Hz	
Optional Power	50A--3PH--400VAC--50Hz 40A--3PH--600VAC--60Hz	
Dust Collection		
Shapers	5" Outlet	1,000 CFM
Sanders	4" Outlet	600 CFM
Conveyor		
• Max. Feedrate	35 Ft/min	0.18 m/s

### Safety Features

- Pivoting control panel with E-Stop button is always within reach of the operator
- Conveyor infeed trip switch + conveyor brake to protect operator
- Stations are completely enclosed to meet OSHA noise requirements
- All dust hoods have nylon brushes for maximum dust control, plus hinges for easy access.

## AVAILABLE STATION OPTIONS

### Stacked Shaper

5" stacking capacity, 3 position turret height stop (pneumatic version) or digital position indication (leadscrew version). 1-1/4" spindle 7,000 rpm with reversing optional, 7-1/2 HP std, 10 HP optional

### Stacked Sander

5" stacking capacity, horizontal & vertical digital position indicators, 1 HP, reversible drive, 0-1650rpm.

### Stacked Arch Sander

All features of the stacked sander station with added arch sanding capabilities.

### Tilting Arch Sander

45° tilting capability, horizontal & vertical digital position indicators, 2HP, reversible drive, 0-1650rpm.



Figure 1.2 - Conveyor Section

**UNIQUE**  
MACHINE & TOOL CO.

Manufacturers of Woodworking Equipment  
Since 1969 ... "The UNIQUE Way".

4232 E. Magnolia Street, Phoenix, AZ. 85034 U.S.A. Ph: (602) 470-1911 Fax: (602) 470-1916

E-Mail: [kenlininc@worldnet.att.net](mailto:kenlininc@worldnet.att.net) / WEBSITE: <http://www.unique-machine.com>

†Due to the continuous product improvement, all specifications are subject to change without notice.