




# US CONCEPTS


# HAUNCHER



Hold Down Clamps and Side Fence



MADE IN  
USA



Hood & Back Fence Adjustment



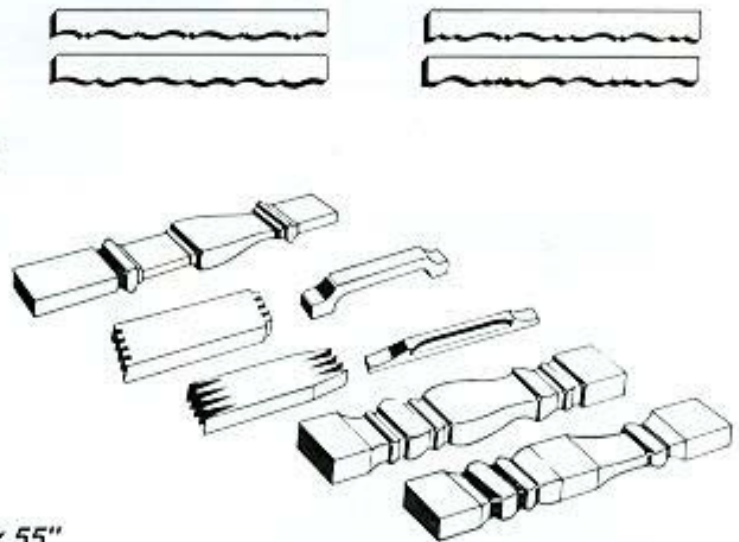
**Type CHA-8**

## General Information

**HAUNCHER Model CHA-8** These heavy duty machines are used to make shaped cuts in the end or along the edge of a board or panel. Typical uses include fingerjoint or tenon cuts on the ends of boards, shaping the edges of square ballisters or dental moulding, notching the edge of a panel, or shaping the end of a moulding such as a window aprons, etc.

## Basic Technical Data

■ Table size	28" x 12"
■ Working height, Max.	5"
■ Cutting depth, Max.	2"
■ Tool clamping width, Max.	8"
■ Spindle diameter	40 mm
■ Spindle speed	6500 RPM
■ Cutter diameter	8"
■ Feed rates	0-21 FPM
■ Pressure	90 PSI
■ Outer dia. of pneumatic installation	1/2"
■ Air required for 8 strokes per minute	3.5 CFM
■ Motor	10 HP
■ Weight	940 lbs.
■ Machine Dimension	36" x 32" x 55"
■ Dust collection outlet	6"



## Standard Features

- Complete 3ph., 230V/460V/60Hz control voltage 115V (magnetic starter, overload)
- Set of service wrenches
- Side fence
- Two hold down cylinders
- Front fence guard

## Options

- Additional hold down cylinder
- Protractable side fence
- Extended clamp bar
- 15 HP motor



US CONCEPTS, INC.

